



Laser Cut Candle Holders

by [agomes6](#) on June 17, 2013

Table of Contents

| | |
|---------------------------------------|---|
| Laser Cut Candle Holders | 1 |
| Intro: Laser Cut Candle Holders | 2 |
| File Downloads | 2 |
| Related Instructables | 3 |
| Advertisements | 3 |



Author: [agomes6](#) Portfolio

Antonio Gomes received a Bachelor's of Computer Science as well as a Bachelor of Communication and Multimedia Design from Coimbra Polytechnic Institute. He is an inventor of shape changing composites, actuated garments, and interactive experiences. currently doing his PhD on Human Computer Interaction with the Human Media Lab, Canada.

Intro: Laser Cut Candle Holders





Following up on this amazing Instructables by Amanda:
<http://www.instructables.com/id/Laser-Cut-Tea-Light-Candle-Holders/>

I decided to make a derivative, both employing her designs and adding a few new ones.

Settings @VLS4.60
General Hard Woods
Thickness: 0.125"
Power 100%
Speed 11%

They fit nicely but do use some wood glue to ensure maximum durability.

Never leave wood candle holders unattended!! Hope you like it :)



File Downloads



[instructables_candles.ai](#) (369 KB)

[NOTE: When saving, if you see .tmp as the file ext, rename it to 'instructables_candles.ai']

Related Instructables



LED
candle from
laser-cut parts
by
shoshanaabrass



Laser Cut
Candle Holders
by
amandaghassaei



Butterfly Candle
Holder (Photos)
by RU4Realz



Laser Engraved
Glasses (After
taking
Techshops
Laser etching
and rotary tool
classes) by
alanejdaly



Laser Etched
Candle Holders
(Photos) by
GracieLou17



Wooden Candle
Holder by sam